



Schwab One® Account of

COMMUNITY FOUNDATION OF DUNN C

Account Number
7052-8037

Statement Period
October 1-31, 2025

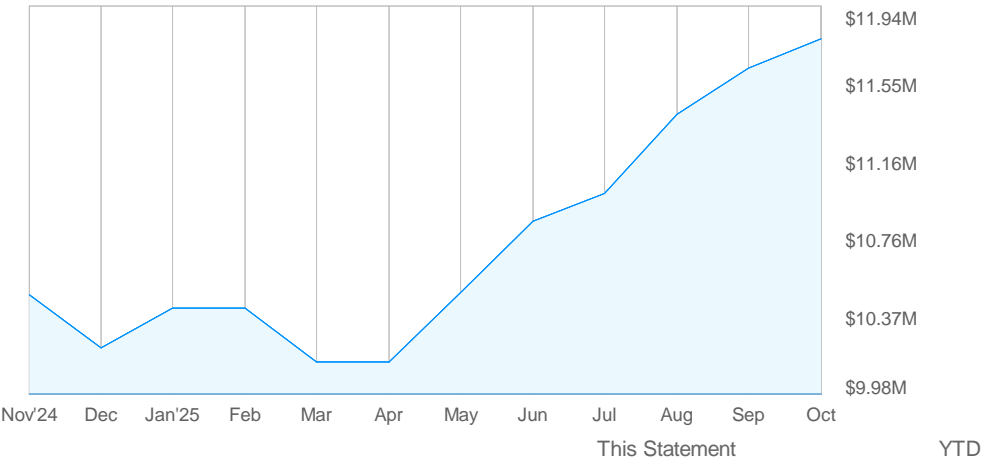
Account Summary

Ending Account Value as of 10/31

\$11,780,169.57

Beginning Account Value as of 10/01

\$11,631,540.27



Your Consultant

Dawn Buscher
VP - Sr. Wealth Consultant
1 817-235-3965
dawn.buscher@schwab.com

Manage Your Account

Customer Service and Trading:

Call your Schwab Representative
1-800-435-4000
24/7 Customer Service

For the most current records on your account
visit schwab.com/login. Statements are
archived up to 10 years online.

Commitment to Transparency

Client Relationship Summaries and Best Interest
disclosures are at schwab.com/transparency.
Charles Schwab & Co., Inc. Member SIPC.

Online Assistance

Visit us online at schwab.com

Visit schwab.com/stmt to explore the features
and benefits of this statement.

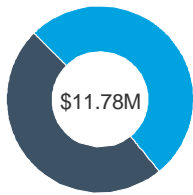
COMMUNITY FOUNDATION OF DUNN C
PO BOX 498
MENOMONIE WI 54751-0498

	This Statement	YTD
Beginning Account Value	\$11,631,540.27	\$10,220,719.17
Deposits	0.00	175,582.12
Withdrawals	0.00	0.00
Dividends and Interest	16,618.22	195,502.79
Transfer of Securities	0.00	45,490.79
Market Appreciation/(Depreciation)	132,011.08	1,142,874.70
Expenses	0.00	0.00
Ending Account Value	\$11,780,169.57	\$11,780,169.57

Account Ending Value reflects the market value of your cash and investments. It does not include pending transactions, unpriced securities or assets held outside Schwab's custody.



Asset Allocation



	This Period	Current Allocation
Cash and Cash Investments	85,451.87	<1%
Mutual Funds	5,996,258.67	51%
Exchange Traded Funds	5,698,459.03	48%
Total	\$11,780,169.57	100%

Top Account Holdings This Period

SYMBOL CUSIP	Description	Market Value	% of Accounts
SWPPX	Schwab S&P 500 Index	2,352,249.43	20%
CGBL	Capital Group Core	1,050,612.12	9%
IWB	iShares Russell 1000	934,275.00	8%
DODIX	Dodge & Cox Income I	880,884.84	7%
DFAPX	DFA Investment Grade I	833,888.36	7%

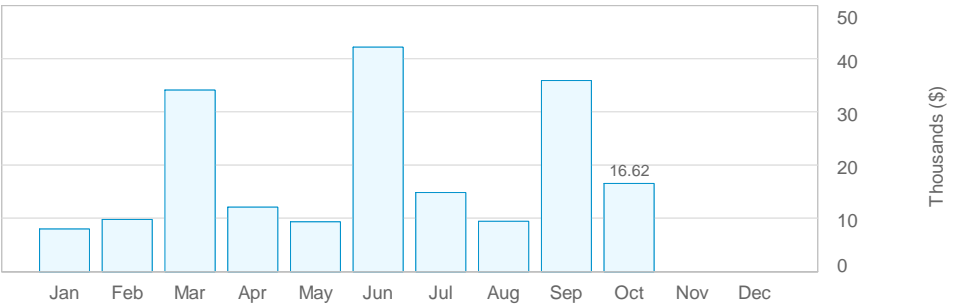
Gain or (Loss) Summary

	Short-Term (ST)			Long-Term (LT)		
	Gain	(Loss)	Net	Gain	(Loss)	Net
This Period	0.00	0.00	0.00	0.00	0.00	0.00
YTD		(683.37)			209,273.16	
Unrealized						\$2,632,570.95

Values may not reflect all of your gains/losses and may be rounded up to the nearest dollar; Schwab has provided accurate gain and loss information wherever possible for most investments. Cost basis may be incomplete or unavailable for some of your holdings and may change or be adjusted in certain cases. Please login to your account at Schwab.com for real-time gain/loss information. Statement information should not be used for tax preparation, instead refer to official tax documents. For additional information refer to Terms and Conditions.

Statement Period
October 1-31, 2025

Income Summary



Federal Tax Status	This Period		YTD	
	Tax-Exempt	Taxable	Tax-Exempt	Taxable
Bank Sweep Interest	0.00	3.05	0.00	22.05
Cash Dividends	0.00	16,615.17	0.00	193,169.39
Total Income	\$0.00	\$16,618.22	\$0.00	\$193,191.44



Positions - Summary

Beginning Value as of 10/01	+	Transfer of Securities(In/Out)	+	Dividends Reinvested	+	Cash Activity	+	Change in Market Value	=	Ending Value as of 10/31	Cost Basis	Unrealized Gain/(Loss)
\$11,631,540.27		\$0.00		(\$6,231.57)		\$16,618.22		\$138,242.65		\$11,780,169.57	\$9,062,146.75	\$2,632,570.95

Values may not reflect all of your gains/losses; Schwab has provided accurate gain and loss information wherever possible for most investments. Cost basis may be incomplete or unavailable for some of your holdings and may change or be adjusted in certain cases. Statement information should not be used for tax preparation, instead refer to official tax documents. For additional information refer to Terms and Conditions.

Cash and Cash Investments

Type	Symbol	Description	Quantity	Price(\$)	Beginning Balance(\$)	Ending Balance(\$)	Change in Period Balance(\$)	Pending/Unsettled Cash(\$)	Interest/ Yield Rate	% of Acct
Cash					1,671.55	1,788.74	117.19	0.00		<1%
Bank Sweep		CHARLES SCHWAB BANK ^{x,z}			73,393.67	83,663.13	10,269.46		0.05%	<1%
Total Cash and Cash Investments					\$75,065.22	\$85,451.87	\$10,386.65			<1%

Positions - Mutual Funds

Symbol	Description	Quantity	Price(\$)	Market Value(\$)	Cost Basis(\$)	Unrealized Gain/(Loss)(\$)	% of Acct
CDSIX	CALVERT SHORT DURATION I NCOME I	313.4800	15.95000	5,000.01	5,000.00	0.01	<1%
DFAPX	DFA INVESTMENT GRADE I [◇]	80,881.5090	10.31000	833,888.36	921,124.83	(87,236.47)	7%
DODIX	DODGE & COX INCOME I [◇]	68,179.9410	12.92000	880,884.84	900,354.53	(19,469.69)	7%
HYSZX	PGIM SHORT DURATION HIGH YIELD INCOME Z	41,079.8120	8.47000	347,946.01	350,000.00	(2,053.99)	3%
VEGBX	VANGUARD EMERGING MARKET [◇] S BOND ADMIRAL	7,194.4610	24.88000	178,998.19	174,126.68	4,871.51	2%
VFIDX	VANGUARD INTERM-TERM INV [◇] ESTMENT-GRDE ADM	69,372.1550	8.93000	619,493.34	585,440.29	34,053.05	5%
VFSTX	VANGUARD SHORT-TERM INVE [◇] STMENT-GRADE INV	74,005.5650	10.51000	777,798.49	758,538.25	19,260.24	7%



Positions - Mutual Funds (continued)

Symbol	Description	Quantity	Price(\$)	Market Value(\$)	Cost Basis(\$)	Unrealized Gain/(Loss)(\$)	% of Acct
SWPPX	SCHWAB S&P 500 INDEX ⁰	133,045.7820	17.68000	2,352,249.43	656,819.50 ^a	1,695,429.93	20%
Total Mutual Funds				\$5,996,258.67	\$4,351,404.08	\$1,644,854.59	51%

Positions - Exchange Traded Funds

Symbol	Description	Quantity	Price(\$)	Market Value(\$)	Cost Basis(\$)	Unrealized Gain/(Loss)(\$)	Est. Yield	Est. Annual Income(\$)	% of Acct
AVEM	AVANTIS EMERGING MARKETS	4,379.0000	77.53000	339,503.87	223,644.77	115,859.10	1.86%	6,326.78	3%
AVUV	AVANTIS US SMALL CAP	3,837.0000	97.80000	375,258.60	282,019.50	93,239.10	1.86%	7,014.04	3%
CGBL	CAPITAL GROUP CORE	30,164.0000	34.83000	1,050,612.12	935,168.67	115,443.45	2.13%	22,407.03	9%
IWB	ISHARES RUSSELL 1000	2,500.0000	373.71000	934,275.00	823,774.95	110,500.05	N/A	N/A	8%
PULS	PGIM ULTRA SHORT BOND	9,231.0000	49.83000	459,980.73	458,859.75	1,120.98	4.65%	21,433.27	4%
SCHF	SCHWAB INTERNATIONAL	32,079.0000	23.76000	762,197.04	541,679.22	220,517.82	1.2%	9,213.09	6%
SCHG	SCHWAB US LARGE CAP	8,000.0000	33.38000	267,040.00	211,756.56	55,283.44	0.35%	950.40	2%
SPMD	ST STRET SPDR PRTFL S&P	5,276.0000	56.91000	300,257.16	253,996.07	46,261.09	1.37%	4,124.44	3%
SPYV	ST STRT SPDR PRTFL S&P	14,775.0000	55.98000	827,104.50	693,628.76	133,475.74	1.82%	15,123.57	7%
VB	VANGUARD SMALL CAP ETF	1,499.0000	254.99000	382,230.01	286,214.42	96,015.59	1.26%	4,827.98	3%
Total Exchange Traded Funds				\$5,698,459.03	\$4,710,742.67	\$987,716.36		\$91,420.60	48%

Estimated Annual Income ("EAI") and Estimated Yield ("EY") calculations are for informational purposes only. The actual income and yield might be lower or higher than the estimated amounts. EY is based upon EAI and the current price of the security and will fluctuate. For certain types of securities, the calculations could include a return of principal or capital gains in which case EAI and EY would be overstated. EY and EAI are not promptly updated to reflect when an issuer has missed a regular payment or announced changes to future payments, in which case EAI and EY will continue to display at a prior rate.

Transactions - Summary

Beginning Cash* as of 10/01	+	Deposits	+	Withdrawals	+	Purchases	+	Sales/Redemptions	+	Dividends/Interest	+	Expenses	=	Ending Cash* as of 10/31
\$75,065.22		\$0.00		\$0.00		(\$6,231.57)		\$0.00		\$16,618.22		\$0.00		\$85,451.87

Other Activity \$0.00

Other activity includes transactions which don't affect the cash balance such as stock transfers, splits, etc.

*Cash (includes any cash debit balance) held in your account plus the value of any cash invested in a sweep money fund.



Transaction Details

Date	Category	Action	Symbol/ CUSIP	Description	Quantity	Price/Rate per Share(\$)	Charges/ Interest(\$)	Amount(\$)	Realized Gain/(Loss)(\$)
10/01	Dividend	Cash Dividend	CGBL	CAPITAL GROUP CORE				5,601.76	
	Dividend	Cash Dividend	VB	VANGUARD SMALL CAP ETF				1,206.99	
10/03	Dividend	Cash Dividend	PULS	PGIM ULTRA SHORT BOND				1,786.11	
10/16	Interest	Bank Interest ^{x,z}		BANK INT 091625-101525				3.05	
10/31	Purchase	Reinvested Shares	VEGBX	VANGUARD EMERGING MARKET S BOND ADMIRAL	29.6040	24.8800		(736.55)	
	Purchase	Reinvested Shares	VFIDX	VANGUARD INTERM-TERM INV ESTMENT-GRDE ADM	288.9610	8.9300		(2,580.42)	
	Purchase	Reinvested Shares	VFSTX	VANGUARD SHORT-TERM INVE STMENT-GRADE INV	277.3170	10.5100		(2,914.60)	
	Dividend	Cash Dividend	CDSIX	CALVERT SHORT DURATION I				19.39	
	Dividend	Cash Dividend	HYSZX	PGIM SHORT DURATION HIGH				1,769.35	
	Dividend	Div For Reinvest	VEGBX	VANGUARD EMERGING MARKET				736.55	
	Dividend	Div For Reinvest	VFIDX	VANGUARD INTERM-TERM INV				2,580.42	
	Dividend	Div For Reinvest	VFSTX	VANGUARD SHORT-TERM INVE				2,914.60	
Total Transactions								\$10,386.65	\$0.00

Date column represents the Settlement/Process date for each transaction.

Bank Sweep Activity

Date	Description	Amount	Date	Description	Amount
10/01	Beginning Balance ^{x,z}	\$73,393.67	10/15	BANK INTEREST - CHARLES SCHWAB BANK ^{x,z}	3.05
10/01	BANK CREDIT FROM BROKERAGE ^x	2,878.54	10/31	Ending Balance ^{x,z}	\$83,663.13
10/02	BANK CREDIT FROM BROKERAGE ^x	5,601.76	10/31	Interest Rate ^{* z}	0.05%
10/03	BANK CREDIT FROM BROKERAGE ^x	1,786.11			

* Your interest period was 09/16/25 - 10/15/25. ^z



Endnotes For Your Account

- ◇ Dividends paid on this security will be automatically reinvested.
- a Data for this holding has been edited or provided by the advisor.
- X Bank Sweep deposits are held at one or more FDIC-insured Program Banks. Charles Schwab & Co., Inc. is not an FDIC-insured bank and deposit insurance covers the failure of an insured bank. Certain conditions must be satisfied for FDIC insurance coverage to apply. Please review the Cash Features Program Disclosure Statement for a list of the Program Banks at schwab.com/cashfeaturesdisclosure.

Terms and Conditions

GENERAL INFORMATION AND KEY TERMS: This Account statement is furnished solely by Charles Schwab & Co., Inc. ("Schwab") for your Account at Schwab ("Account"). Unless otherwise defined herein, capitalized terms have the same meanings as in your Account Agreement. If you receive any other communication from any source other than Schwab which purports to represent your holdings at Schwab (including balances held at a Depository Institution) you should verify its content with this statement. **Accrued Income:** Accrued Income is the sum of the total accrued interest and/or accrued dividends on positions held in your Account, but the interest and/or dividends have not been received into your Account. Schwab makes no representation that the amounts shown (or any other amount) will be received. Accrued amounts are not covered by SIPC account protection until actually received and held in the Account. **AIP (Automatic Investment Plan) Customers:** Schwab receives remuneration in connection with certain transactions effected through Schwab. If you participate in a systematic investment program through Schwab, the additional information normally detailed on a trade confirmation will be provided upon request. **Average Daily Balance:** Average daily composite of all cash balances that earn interest and all loans from Schwab that are charged interest. **Bank Sweep and Bank Sweep for Benefit Plans Features:** Schwab acts as your agent and custodian in establishing and maintaining your Deposit Account(s) as a feature of your brokerage Account(s). Deposit accounts held through these bank sweep features constitute direct obligations of one or more FDIC insured banks ("Program Banks") that are not obligations of Schwab. Funds swept to Program Banks are eligible for deposit insurance from the FDIC up to the applicable limits for each bank for funds held in the same insurable capacity. The balance in the Deposit Accounts can be withdrawn on your order and the proceeds returned to your brokerage Account or remitted to you as provided in your Account Agreement. For information on FDIC insurance and its limits, as well as other important disclosures about the bank sweep feature(s) in your Account(s), please refer to the Cash Features Disclosure Statement available online or from a Schwab representative. **Cash:** Any Free Credit Balance owed by us to you payable upon demand which, although accounted for on our books of record, is not segregated and may be used in the conduct of this firm's business. **Dividend Reinvestment Customers:** Dividend reinvestment transactions were effected by Schwab acting as a principal for its own account, except for the reinvestment of Schwab dividends, for which an independent broker-dealer acted as the buying agent. Further information on these transactions will be furnished upon written request. **Gain (or Loss):** Unrealized Gain or (Loss) and Realized Gain or (Loss) sections ("Gain/Loss Section(s)") contain a gain or a loss summary of your Account. This information has been provided on this statement at the request of your Advisor, if applicable. This information is not a solicitation or a recommendation to buy or sell. **Schwab does not provide tax advice and encourages you to consult with your tax professional. Please view the Cost Basis Disclosure Statement for additional information on how gain (or loss) is calculated and how Schwab reports adjusted cost basis information to the IRS.** **Interest:** For the Schwab One Interest, Bank Sweep, and Bank Sweep for Benefit Plans features, interest is

- Z For the Bank Sweep and Bank Sweep for Benefit Plans features, interest is paid for a period that differs from the Statement Period. Balances include interest paid as indicated on your statement by Schwab or one or more of its Program Banks. These balances do not include interest that may have accrued during the Statement Period after interest is paid. The interest paid may include interest that accrued in the prior Statement Period.

paid for a period that may differ from the Statement Period. Balances include interest paid as indicated on your statement by Schwab or one or more of its Program Banks. These balances do not include interest that may have accrued during the Statement Period after interest is paid. The interest paid may include interest that accrued in the prior Statement Period. For the Schwab One Interest feature, interest accrues daily from the second-to-last business day of the prior month and is posted on the second-to-last business day of the current month. For the Bank Sweep and Bank Sweep for Benefit Plans features, interest accrues daily from the 16th day of the prior month and is credited/posted on the first business day after the 15th of the current month. If, on any given day, the interest that Schwab calculates for the Free Credit Balances in the Schwab One Interest feature in your brokerage Account is less than \$.005, you will not accrue any interest on that day. For balances held at banks affiliated with Schwab in the Bank Sweep and Bank Sweep for Benefit Plans features, interest will accrue even if the amount is less than \$.005. **Margin Account Customers:** This is a combined statement of your margin account and special memorandum account maintained for you under Section 220.5 of Regulation T issued by the Board of Governors of the Federal Reserve System. The permanent record of the separate account as required by Regulation T is available for your inspection. Securities purchased on margin are Schwab's collateral for the loan to you. It is important that you fully understand the risks involved in trading securities on margin. These risks include: 1) You can lose more funds than you deposit in the margin account; 2) Schwab can force the sale of securities or other assets in any of your account(s) to maintain the required account equity without contacting you; 3) You are not entitled to choose which assets are liquidated nor are you entitled to an extension of time on a margin call; 4) Schwab can increase its "house" maintenance margin requirements at any time without advance written notice to you. **Market Price:** The most recent price evaluation available to Schwab on the last business day of the report period, normally the last trade price or bid as of market close. Unpriced securities denote that no market evaluation update is currently available. Price evaluations are obtained from outside parties. Schwab shall have no responsibility for the accuracy or timeliness of any such valuations. Assets Not Held at Schwab are not held in your Account or covered by the Account's SIPC account protection and are not otherwise in Schwab's custody and are being provided as a courtesy to you. Information on Assets Not Held at Schwab, including but not limited to valuations, is reported solely based on information you provide to Schwab. Schwab can neither validate nor certify the existence of Assets Not Held at Schwab or the accuracy, completeness or timeliness of the information about Assets Not Held at Schwab, whether provided by you or otherwise. Descriptions of Assets Not Held at Schwab may be abbreviated or truncated. Some securities, especially thinly traded equities in the OTC market or foreign markets, may not report the most current price and are indicated as Stale Priced. Certain Limited Partnerships (direct participation programs) and unlisted Real Estate Investment Trust (REIT) securities, for which you may see a value on your monthly Account statement that reflects the issuer's appraised estimated value, are not listed on a national securities exchange, and are generally illiquid. Even if you are able to sell such securities, the price



Schwab One® Account of

COMMUNITY FOUNDATION OF DUNN C

Statement Period

October 1-31, 2025

Terms and Conditions (continued)

received may be less than the per share appraised estimated value provided in the account statement. **Market Value:** The Market Value is computed by multiplying the Market Price by the Quantity of Shares. This is the dollar value of your present holdings in your specified Schwab Account or a summary of the Market Value summed over multiple accounts. **Non-Publicly Traded Securities:** All assets shown on this statement, other than certain direct investments which may be held by a third party, are held in your Account. Values of certain Non-Publicly Traded Securities may be furnished by a third party as provided by Schwab's Account Agreement. Schwab shall have no responsibility for the accuracy or timeliness of such valuations. The Securities Investor Protection Corporation (SIPC) does not cover many limited partnership interests. **Schwab Sweep Money Funds:** Includes the primary money market funds into which Free Credit Balances may be automatically invested pursuant to your Account Agreement. Schwab or an affiliate acts and receives compensation as the Investment Advisor, Shareholder Service Agent and Distributor for the Schwab Sweep Money Funds. The amount of such compensation is disclosed in the prospectus. The yield information for Schwab Sweep Money Funds is the current 7-day yield as of the statement period. Yields vary. If on any given day, the accrued daily dividend for your selected sweep money fund as calculated for your account is less than ½ of 1 cent (\$0.005), your account will not earn a dividend for that day. In addition, if you do not accrue at least 1 daily dividend of \$0.01 during a pay period, you will not receive a money market dividend for that period. Schwab and the Schwab Sweep Money Funds investment advisor may be voluntarily reducing a portion of a Schwab Sweep Money Fund's expenses. Without these reductions, yields would have been lower. **Securities Products and Services:** Securities products and services are offered by Charles Schwab & Co., Inc., **Member SIPC. Securities products and services, including unswept intraday funds and net credit balances held in brokerage accounts are not deposits or other obligations of, or guaranteed by, any bank, are not FDIC insured, and are subject to investment risk and may lose value. SIPC does not cover balances held at Program Banks in the Bank Sweep and Bank Sweep for Benefit Plans features.** Please see your Cash Feature Disclosure Statement for more information on insurance coverage. **Yield to Maturity:** This is the actual average annual return on a note if held to maturity.

IN CASE OF ERRORS OR DISCREPANCIES: If you find an error or discrepancy relating to your brokerage activity (other than an electronic fund transfer) you must notify us promptly, but no later than 10 days after this statement is sent or made available to you. If this statement shows that we have mailed or delivered security certificate(s) that you have not received, notify Schwab immediately. You may call us at 800-435-4000. (Outside the U.S., call +1-415-667-8400.) If you're a client of an independent investment advisor, call us at 800-515-2157. Any oral communications should be re-confirmed in writing to further protect your rights, including rights under the Securities Investor Protection Act (SIPA). If you do not so notify us, you agree that the statement activity and Account balance are correct for all purposes with respect to those brokerage transactions. **IN CASE OF COMPLAINTS:** If you have a complaint regarding your Schwab statement, products or services, please write to Client Service & Support at Charles Schwab & Co., Inc., P.O. Box 982603 El Paso, TX 79998-2603, or call customer service at 800-435-4000. (Outside the U.S., call +1-415-667-8400.) If you're a client of an independent investment advisor, call us at 800-515-2157. **Address Changes:** If you fail to notify Schwab in writing of any change of address or phone number, you may not receive important notifications about your Account, and trading or other restrictions might be placed on your Account. **Additional Information:** We are required by law to report to the Internal Revenue Service adjusted cost basis information (if applicable), certain payments to you and credits to your Account during the calendar year. Retain this statement for income tax purposes. A financial statement for your inspection is available at Schwab's offices or a copy will be mailed to you upon written request. Any third-party trademarks appearing herein are the property of their respective owners. Charles Schwab & Co., Inc., Charles Schwab Bank, Charles Schwab Premier Bank, and Charles Schwab Trust Bank are separate but affiliated companies and subsidiaries of the Charles Schwab Corporation. © 2025 Charles Schwab & Co., Inc. ("Schwab"). All rights reserved. **Member SIPC.** (O1CUSTNC) (0822-20UL)

This page intentionally left blank.